

Recipes for Success

Practical Activities to Help Your Child Succeed

NOVEMBER 2020

Refrigerator Poster

Just hang your *Recipes* poster on the refrigerator and sneak in an activity when you have a few minutes. These fun activities will help develop school success and positive behavior. Check off each box as you complete the "recipe."

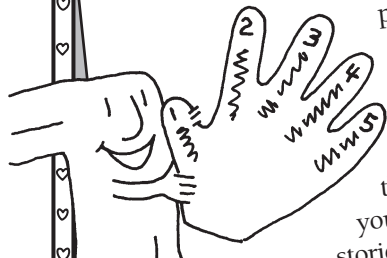
READING And then what happened?

Using this "handy" tool to retell a story will boost your child's comprehension of the books he reads.

Ingredients: paper, pencil, scissors, book

Have your youngster trace around his hand on a sheet of paper, cut it out, and label the fingers 1-5. Now he can read a book and write a plot event on each finger. ("The first little pig built his house out of straw.")

When he finishes, ask him to retell the story to you. He can refer to his hand cutout to remember the order of events. *Idea:* Suggest that your child use this method to retell stories to younger siblings or cousins.




VOCABULARY Can of words

Your youngster can make a "soup" full of words for a tasty vocabulary review.

Ingredients: scissors, construction paper, tape, empty (clean) soup can, marker, list of vocabulary words, pencil, bowl, spoon

Let your child cut construction paper and tape it over the can's label. She could write "Word Soup" on the can and then cut "ingredients" (green beans, carrots) out of construction paper. On each ingredient, she should write a vocabulary word from her list on one side and its definition on the other. Then, she can put the ingredients in the can.

To study, she could pour the ingredients into a bowl, scoop up each one with a spoon, and read the words and definitions.




WORD PROBLEMS Numbers theater

Acting out word problems brings math to life and provides a fresh way for your child to solve the story problems.

Ingredients: five toys

Share this problem with your youngster: "If there are five people and each person says 'Hi' to each other person, how many times is the word 'Hi' said?" Suggest that he act out the problem to find the answer.

He might gather family members or use toys. Each one says "Hi" to the four others. He could count every instance of "Hi" and add ($4 + 4 + 4 + 4 + 4 = 20$) or multiply ($4 \times 5 = 20$) for the total. Now encourage him to act out problems from his math homework.




POETRY

Create a group poem. Let your youngster write the first line ("I shiver") and pass the paper to someone else to add the next line. That person then folds the paper so only the new line shows and passes it along. Keep writing, folding, and passing until you reach the bottom of the page. Have your child read the poem aloud to the group.



PATTERNS

Making fruit kebabs is a healthy way to learn about patterns. Ask your youngster to thread fruit onto skewers in a repeating sequence. *Example:* strawberry, grape, cantaloupe chunk, strawberry, grape, cantaloupe chunk. Or start a pattern, and challenge her to continue it. The best part? She gets to eat the results!



Recipes for Success

Practical Activities to Help Your Child Succeed


LOGIC ABC tic-tac-toe

This challenging version of tic-tac-toe will stretch your youngster's logical thinking skills.

Ingredients: paper, pencil, three black checkers, three red checkers, masking tape, marker

Have your child draw a tic-tac-toe board on paper. One player gets the black checkers, and the other gets red. Put a square of tape on each of your checkers, and label them "A," "B," and "C." On each turn, place a checker on the board—but here's the catch: You must play them in alphabetical order! Once all three of your checkers are on the board, use each turn to move a checker—also in ABC order.

The first player to get her three checkers in a row wins the game.



Congratulations!

We finished _____ activities together on this poster.

Signed (parent or adult family member)


Signed (child)

NOVEMBER 2020

RESEARCH

Suggest that your child publish his own magazine. He can choose a theme (perhaps movies), then do research for his articles.

Maybe he'll read up on animation and famous film animals, then write and illustrate stories. Let him staple the pages together and add a cover.




GRAMMAR

Which pronoun fits the bill? To practice, let your youngster write random nouns on separate slips of paper and give one to each family member. Each person must describe the noun using pronouns. Example: "It is a landmark in Paris." Try to guess the noun (Eiffel Tower).

Eiffel Tower

MATH

Can your child make all the numbers from 1 to 15 using only the 2, 3, +, and - keys on a calculator? Let him try. For example, to get 1, he could press 3 - 2. For 2, he could press 2 + 2 - 2. Have him try again, and this time he can use the x and ÷ keys as well.



Character Corner

EMPATHY

Role-play ways to show empathy. Say you pretend to be a neighbor whose dog is lost. Your youngster might say, "I know how we felt when our dog got lost. Can I make signs to post and help you find Biscuit?"



SPORTSMANSHIP

Play a board game, and ask family members to point out good sportsmanship. Your child might notice her little brother waiting patiently for his turn or see you high-five the winner. She'll learn different ways to be a good sport.



APPRECIATION

Suggest that your youngster make a Veterans Day wreath to display in a window. Have him cut out the center of a white paper plate. He could draw red and blue stars on the rim and in each one write a word to describe veterans (brave, dedicated).



HISTORY

Invite your youngster to ask each family member to describe one historical event that happened in her lifetime. Suggest that she call relatives who live elsewhere, too. She can keep a list of events and dates. Then, she could create a time line showing the events in order.

