



Plato Learning Academy

“Working Collaboratively, Thinking Critically, Achieving Academically”

Meeting Reschedule Notice & Parent Workshop

March 6, 2018

Plato Families:

I was just notified of a mandatory CPS meeting regarding our school’s Continuous Improvement Work Plan (CIWP) on Thursday. As such, I will be forced to reschedule our Title I Parent Meeting for Thursday, March 22nd. We will still have two sessions – one at 8:30 AM and one at 6:00 PM – and the meeting will still take place at the Primary Campus. There are a number of things that we need to discuss including overall school safety and security, 8th grade graduation expectations, parental visitations, and more so we look forward to seeing you.

I also wanted to inform you of a wonderful upcoming opportunity. We will be hosting a Parent Empowerment Workshop presented by motivational speaker Jabari Hall. Topics include increasing parent/child relationships, understanding educational statistics, and fostering assistance from community organizations. Please join us on Wednesday, March 14th from 5:00 to 6:00 PM at the Primary Campus.

Until we meet again, please see the enclosed “Recipes for Success” for tips and suggestions on how to extend your child’s learning at home.

Truly,

Principal Williams



Recipes for Success

Practical Activities to Help Your Child Succeed

Plato Learning Academy
Title I/Parent Involvement Coordinator

READING Pass it on

Everyone in the family takes a turn reading with this fun activity.

Ingredients: *storybook, paper, pencil*

Choose a book the entire family will enjoy. Then, brainstorm 15 instructions with your child. Examples: Pass to any other reader, sing a song while passing to your left, pass to your right while standing on one leg. Write each instruction on a slip of paper, and put the slips in a bowl.

Next, pick someone to read the first page of the book aloud. That person draws a slip and passes the book according to the instructions. (Return used slips to the bowl.)

Continue drawing slips and passing the book until you finish the story.

MATH A cup full of change


Adding up coins will give your youngster practice in remembering the value of each one.

Ingredients: *six paper cups, marker, loose change*

Label each cup with a random dollar amount. For a younger child, you might use values ranging from 5 cents to 25 cents. For an older one, you might use amounts more challenging, say, 78 cents or \$1.35. Next, place various coins into each cup—always going over the amount labeled.

Have your youngster dump out the money from the first cup and count it. She'll have to decide which coins to put back in to reach the total labeled. Then, she moves on to the second cup.

Note: If she doesn't have the exact coins she needs, she can wait to get extra change from the other cups.



SPELLING Picture this!

Your child can practice spelling and phonics by making these spelling pictures.


Ingredients: *spelling list, old magazines, scissors, paper, glue or tape*

Let your youngster cut out magazine pictures that start with each letter of his spelling words. For *cat* he could use a car, an apple, and a train. Have him glue the pictures on a piece of paper and write each letter of the spelling word under the pictures.

Variation for older children: Glue the pictures on separate pieces of paper. Then, scramble the pictures for letters that spell a word and have your youngster put them in order.

SCIENCE

Have your child pretend she is a magnet. Can she find three things she would stick to (soup can, paper clip)? Can she think of three things she wouldn't stick to (crayon, comb)? She could use a refrigerator magnet to check her answers.




Refrigerator Poster

Just hang your *Recipes* poster on the refrigerator and sneak in an activity when you have a few minutes. These fun activities will help develop school success and positive behavior. Check off each box as you complete the "recipe."

SOCIAL STUDIES

Ask your youngster to look up your state flower in an encyclopedia. Let him draw the flower on paper and cut it out. Tape on a drinking straw "stem." He can make a bouquet by adding flowers from states he would like to visit.



Recipes for Success

Practical Activities to Help Your Child Succeed


WRITING Stories with a twist

Encourage your youngster to stretch her writing muscles by giving stories a new twist.

Ingredients: favorite story, paper, pencil

Together, read one of your child's favorite stories, such as "Goldilocks and the Three Bears." When you finish, work together to rewrite the story with a different setting. Perhaps it could take place in another country or in the middle of a big city. Ask your youngster to think about how the setting will change the story. For instance, If the three bears live in an apartment, how will Goldilocks get inside?

Invite your child to share her new story with the rest of the family at dinnertime.



Congratulations!

We finished _____ activities together on this poster.

Signed (parent or adult family member)

Signed (child)

DIVISION

A newborn elephant weighs about 240 pounds. Ask your child how many of him it would take to equal an elephant's weight. Let him weigh himself, and help him divide his weight into 240. Also, have him compare an elephant's weight to other objects. For example, how many 5-lb. bags of sugar equal a baby elephant?

PATTERNS

Understanding patterns helps kids with math skills and coding. Try this. Ask your youngster, "What comes next in this pattern? The pattern is in this pattern?" The pattern is paper clip, pencil, paper clip, pencil." Have her line up the objects to show her answer.

HISTORY

Go to the library together and check an almanac for facts from the year you were your child's age (the cost of a stamp, who was president). Look through old pictures for toys and other things you used. What does your youngster use that wasn't around when you were her age?

Character Corner

RESPONSIBILITY

Have your child list his responsibilities. Examples: "Do my homework." "Feed the dog." Then, discuss the duties of others, such as teachers or police officers. Talk about what happens when responsibilities aren't taken care of. What if the police officers decided not to direct traffic when the traffic light broke?

INDEPENDENCE

Teach your youngster a new skill like how to fix her own lunch or lay out her clothes for school the next day. She will gain a sense of accomplishment when she doesn't have to ask you for help.

GIVING

Instead of buying gifts, encourage your child to give "tickets." They might be good for playing a game with a sibling or helping a parent with housework, for example. He can draw the tickets on paper and decorate them with markers.

VOCABULARY

Open a box of crayons and ask your youngster to make up his own names for the colors. Encourage him to think about what objects or feelings the colors bring to mind. Examples: sunshine yellow, meadow green, stop sign red.

